	<p>Bulletin 1492 — Power Blocks</p> <p>The broad line of Allen-Bradley Power Blocks is designed to meet most application needs. Power Blocks feature easy circuit marking (all but Cat. No. 1492-PDM mini-style blocks have a write-on marking surface). In addition, mounting dimensions are provided with each unit and wire ranges and tightening torques are labeled on the product to simplify installation.</p> <p>Three styles of Power Blocks are available:</p> <ul style="list-style-type: none"> • Mini Blocks • 3-Pole Power Distribution Blocks with Aluminum Connectors (Alternative with Copper Connectors) • Feed-Through/Splicer Blocks with Aluminum Connectors (Alternative with Copper Connectors) 	<p>Table of Contents</p> <p>Approximate Dimensions 1-3</p> <p>Standards and Certifications</p> <ul style="list-style-type: none"> • CE Marked • CSA Certified (File No. LR 19766, Class 605204) • UL Listed (File No. E40735, Guide No. XCFR2) <p>Flammability Rating</p> <p>94V-O</p>
---	--	---

Mini Blocks

- Rated at 600V AC/DC, 115 A; these blocks offer high current carrying capacity in a very small package to save on panel space
- Two configurations available: 3-pole feed-through with 1 line opening and 1 load opening per pole; 3-pole power distribution with 1 line opening and 4 load openings per pole
- Insulating Material Max. Temperature: 257°F (125°C)

3-Pole Power Distribution Blocks with Aluminum Connectors (Alternative with Copper Connectors)

- Ideal for distributing power to multiple loads
- Rated at 600V AC/DC, 175...760 A
- 1 or 2 line openings per pole, 4, 6, 8, or 12 load openings per pole
- Insulating Material Max Temperature: 302°F (150°C)

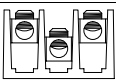
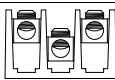
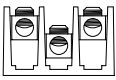
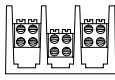


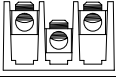
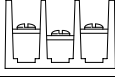
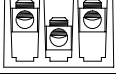
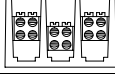

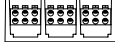
Feed-Through/Splicer Blocks with Aluminum Connectors (Alternative with Copper Connectors)

- Allow easy connection of field wiring to a cabinet
- Rated at 600V AC/DC, 175...760 A (copper wire only)
- 1- and 3-pole configurations
- 1 line opening, 1 load opening per pole (2 line/2 load for higher current applications)
- Insulating Material Max. Temperature: 302°F (150°C)

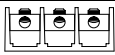
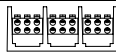
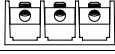
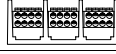
























Power Block Covers

- Available as an accessory to Power Blocks
- Material 0.06 clear protective Plexiglas
- Covers slotted for easy installation








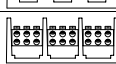
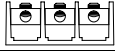
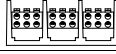




Aluminum Connectors

Cat. No.	Line					Load			
	Poles	Amps	Connector Configuration	Wire Range Cu Only AWG (mm²)	Wires per Pole	Connector Configuration	Wire Range Cu Only AWG (mm²)	Wires per Pole	Power Block Cover
1492-PDM3111	3	115		#2...14 (35...2.5)	1		#2...14 (35...2.5)	1	—
1492-PDM3141	3	115		#2...14 (35...2.5)	1		#10...16 (6...0.75)	4	—
1492-50YF 1492-100YF	1	175		#2/0...14 (70...2.5)	1		1/4" Tap w/Binding Screw	1	1492-PBC4
1492-50XF 1492-100XF	3	175		#2/0...14 (70...2.5)	1		1/4" Tap w/Binding Screw	1	1492-PBC1
1492-PD3141	3	175		#2/0...14 (70...2.5)	1		#4...14 (25...2.5)	4	1492-PBC1
1492-PD3263	3	350		#2/0...14 (70...2.5)	2		#4...14 (25...2.5)	6	1492-PBC2

Aluminum Connectors, Continued

Cat. No.	Line					Load			
	Poles	Amps	Connector Configuration	Wire Range Cu Only AWG (mm ²)	Wires per Pole	Connector Configuration	Wire Range Cu Only AWG (mm ²)	Wires per Pole	Power Block Cover
1492-PD3163	3	335		400MCM-#6 (185...16)	1		#4...14 (25...2.5)	6	1492-PBC2
1492-PD3183	3	335		400MCM-#6 (185...16)	1		#2...14 (35...2.5)	8	1492-PBC8
1492-PD31123	3	380		500MCM-#4 (240...25)	1		#2...14 (35...2.5)	12	1492-PBC3
1492-PD32127	3	760		500MCM-#4 (240...25)	2		#4...14 (25...2.5)	12	1492-PBC3
1492-PD3287	3	760		500MCM-#4 (240...25)	2		#2...14 (35...2.5)	8	1492-PBC3
1492-50Y	1	115		#2...14 (35...2.5)	1		#2...14 (35...2.5)	1	1492-PBC4
1492-50X	3	115		#2...14 (35...2.5)	1		#2...14 (35...2.5)	1	1492-PBC1
1492-100Y	1	175		#2/0...14 (70...2.5)	1		#2/0...14 (70...2.5)	1	1492-PBC4
1492-100X	3	175		#2/0...14 (70...2.5)	1		#2/0...14 (70...2.5)	1	1492-PBC1
1492-BE	1	255		250MCM-#6 (120...16)	1		250MCM-#6 (120...16)	1	1492-PBC5
1492-PD3113	3	310		350MCM-#6 (185...16)	1		350MCM-#6 (185...16)	1	1492-PBC2
1492-BF	1	420		600 MCM-#4 (300...25)	1		600 MCM-#4 (300...25)	1	1492-PBC6
1492-PD3226	3	620		500 MCM-#4 (240...25)	3		500 MCM-#4 (240...25)	3	1492-PBC3
1492-BG	1	760		500 MCM-#4 (240...25)	1		500 MCM-#4 (240...25)	1	1492-PBC7

Copper Connectors

Cat. No.	Line					Load			
	Poles	Amps	Connector Configuration	Wire Range Cu Only AWG (mm ²)	Wires per Pole	Connector Configuration	Wire Range Cu Only AWG (mm ²)	Wires per Pole	Power Block Cover
1492-PD3C111	3	150		#1/0...16 (50...0.75)	1		#1/0...16 (50...0.75)	1	1492-PBC1
1492-PD3C141	3	175		#2/0...14 (70...2.5)	1		#4...14 (25...2.5)	4	1492-PBC1
1492-PD3C112	3	255		250MCM-#6 (120...16)	1		250MCM-#6 (120...16)	1	1492-PBC2
1492-PD3C263	3	350		#2/0...14 (70...2.5)	2		#4...14 (25...2.5)	6	1492-PBC2
1492-PD3C163	3	380		#2/0...14 (70...2.5)	1		#2...14 (35...2.5)	6	1492-PBC2
1492-PD3C2127	3	760		500MCM-#4 (240...25)	2		#2...14 (35...2.5)	12	1492-PBC3
1492-PD3C287	3	760		500MCM-#4 (240...25)	2		#2...14 (35...2.5)	8	1492-PBC3

Dimensions are in inches (millimeters). Dimensions are not intended to be used for manufacturing purposes.

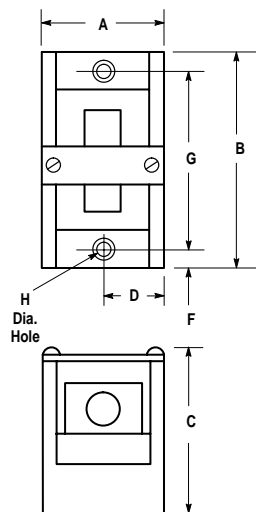


Figure 1

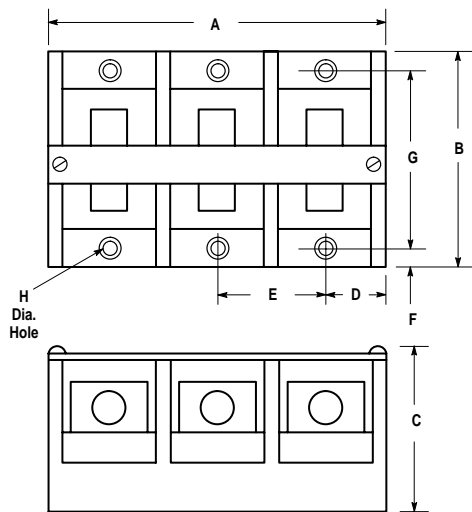


Figure 2

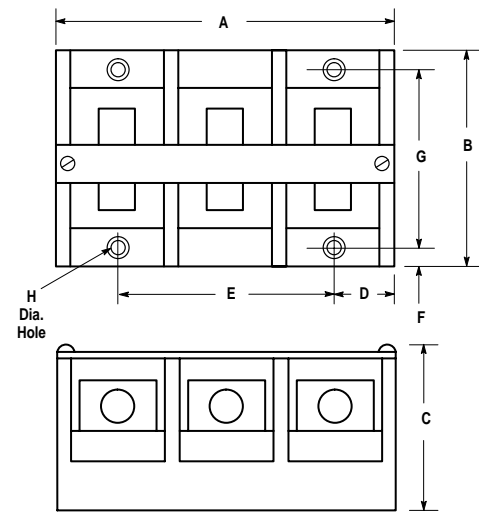


Figure 3

Cat. No.	Figure	A	B	C	D	E	F	G	H
1492-PDM3111	3 ❶	2.03 (51.56)	2.29 (58.17)	1.62 (41.15)	0.38 (9.68)	1.27 (32.26)	0.19 (4.83)	1.93 (49.02)	0.201 (5.11)
1492-PDM3141	3 ❶	2.03 (51.56)	2.29 (58.17)	1.62 (41.15)	0.38 (9.68)	1.27 (32.26)	0.19 (4.83)	1.93 (49.02)	0.201 (5.11)
1492-50Y	1	1.13 (28.7)	2.88 (73.15)	1.88 (47.8)	0.56 (14.22)	—	0.31 (7.87)	2.25 (57.15)	0.205 (5.21)
1492-100Y	1	1.13 (28.7)	2.88 (73.15)	1.88 (47.8)	0.56 (14.22)	—	0.31 (7.87)	2.25 (57.15)	0.205 (5.21)
1492-50X	3	2.75 (69.85)	2.88 (73.15)	1.88 (47.8)	0.56 (14.22)	1.62 (41.2)	0.31 (7.87)	2.25 (57.15)	0.205 (5.21)
1492-100X	3	2.75 (69.85)	2.88 (73.15)	1.88 (47.8)	0.56 (14.22)	1.62 (41.2)	0.31 (7.87)	2.25 (57.15)	0.205 (5.21)
1492-50XF	3	2.75 (69.85)	2.88 (73.15)	1.88 (47.8)	0.56 (14.22)	1.62 (41.2)	0.31 (7.87)	2.25 (57.15)	0.205 (5.21)
1492-50YF	1	1.13 (28.7)	2.88 (73.15)	1.88 (47.8)	0.56 (14.22)	—	0.31 (7.87)	2.25 (57.15)	0.205 (5.21)
1492-100XF	3	2.75 (69.85)	2.88 (73.15)	1.88 (47.8)	0.56 (14.22)	1.62 (41.2)	0.31 (7.87)	2.25 (57.15)	0.205 (5.21)
1492-100YF	1	1.13 (28.7)	2.88 (73.15)	1.88 (47.8)	0.56 (14.22)	—	0.31 (7.87)	2.25 (57.15)	0.205 (5.21)
1492-PD3C111	3	2.75 (69.85)	2.88 (73.15)	1.88 (47.8)	0.56 (14.22)	1.62 (41.2)	0.31 (7.87)	2.25 (57.15)	0.205 (5.21)
1492-PD3C141	3	2.75 (69.85)	2.88 (73.15)	1.88 (47.8)	0.56 (14.22)	1.62 (41.2)	0.31 (7.87)	2.25 (57.15)	0.205 (5.21)
1492-PD3141	3	2.75 (69.85)	2.88 (73.15)	1.88 (47.8)	0.56 (14.22)	1.62 (41.2)	0.31 (7.87)	2.25 (57.15)	0.205 (5.21)
1492-BE	1	1.94 (49.28)	4 (101.6)	2.72 (69.1)	0.97 (24.64)	—	0.31 (7.87)	3.38 (85.85)	0.203 (5.16)
1492-PD3C112	2	5 (127)	4 (101.6)	2.72 (69.1)	0.97 (24.64)	1.53 (38.86)	0.31 (7.87)	3.38 (85.85)	0.203 (5.16)
1492-PD3113	2	5 (127)	4 (101.6)	2.72 (69.1)	0.97 (24.64)	1.53 (38.86)	0.31 (7.87)	3.38 (85.85)	0.203 (5.16)
1492-PD3263	2	5 (127)	4 (101.6)	2.72 (69.1)	0.97 (24.64)	1.53 (38.86)	0.31 (7.87)	3.38 (85.85)	0.203 (5.16)
1492-PD3163	2	5 (127)	4 (101.6)	2.72 (69.1)	0.97 (24.64)	1.53 (38.86)	0.31 (7.87)	3.38 (85.85)	0.203 (5.16)
1492-PD3C163	2	5 (127)	4 (101.6)	2.72 (69.1)	0.97 (24.64)	1.53 (38.86)	0.31 (7.87)	3.38 (85.85)	0.203 (5.16)
1492-PD3C263	2	5 (127)	4 (101.6)	2.72 (69.1)	0.97 (24.64)	1.53 (38.86)	0.31 (7.87)	3.38 (85.85)	0.203 (5.16)
1492-BF	1	2.28 (57.91)	4.75 (120.65)	2.92 (74.2)	1.12 (28.45)	—	0.31 (7.87)	4.13 (104.9)	0.203 (5.16)
1492-PD3183	2	6.04 (153.42)	4.75 (120.65)	2.92 (74.2)	1.12 (28.45)	1.88 (47.75)	0.31 (7.87)	4.13 (104.9)	0.203 (5.16)
1492-BG	1	3.17 (80.25)	5.50 (139.7)	3.23 (82.0)	1.58 (40.13)	—	0.38 (9.68)	4.75 (120.65)	0.265 (6.73)
1492-PD31123	2	8.54 (216.92)	5.50 (139.7)	3.23 (82.0)	1.58 (40.13)	2.69 (68.58)	0.38 (9.68)	4.75 (120.65)	0.265 (6.73)
1492-PD3287	2	8.54 (216.92)	5.50 (139.7)	3.23 (82.0)	1.58 (40.13)	2.69 (68.58)	0.38 (9.68)	4.75 (120.65)	0.265 (6.73)
1492-PD32127	2	8.54 (216.92)	5.50 (139.7)	3.23 (82.0)	1.58 (40.13)	2.69 (68.58)	0.38 (9.68)	4.75 (120.65)	0.265 (6.73)
1492-PD3226	2	8.54 (216.92)	5.50 (139.7)	3.23 (82.0)	1.58 (40.13)	2.69 (68.58)	0.38 (9.68)	4.75 (120.65)	0.265 (6.73)
1492-PD3C2127	2	8.54 (216.92)	5.50 (139.7)	3.23 (82.0)	1.58 (40.13)	2.69 (68.58)	0.38 (9.68)	4.75 (120.65)	0.265 (6.73)
1492-PD3C287	2	8.54 (216.92)	5.50 (139.7)	3.23 (82.0)	1.58 (40.13)	2.69 (68.58)	0.38 (9.68)	4.75 (120.65)	0.265 (6.73)

❶ No Marker Strip.